




# ENERG

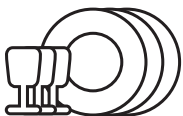


EDESA

EDW-6230 WH



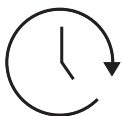
**94 kWh** /  100



**13** x



**11,0** L



**3:40**



**49** dB

ABC**D**